

# Quarto Lamp

Design: Torsten Thorup & Claus Bonderup



Simple shapes. Organic materials. Copper, brass, zinc which will age gracefully.

**QUARTO** is designed by Torsten Thorup and Claus Bonderup back in the 80'es, but is still going strong due to its classic circular shape. However, the Quarto from Focus Lighting differs from the many similar products because it ends up in a cylindrical shape. This completes and adds harmony to the shape. Throughout the years Quarto has proven its ability to adding quality to and adjusting to its environment.

#### Sizes:

270 and 380 mm

270 mm suitable for mounting on wall or bollard Q

#### Finish:

Interior: white, black, graphite grey, polished copper or brass, matt or shiny chrome.

Exterior: white, black, graphite grey, corten brown, brushed copper, polished brass, galvanised.

#### Lamp types:

LED

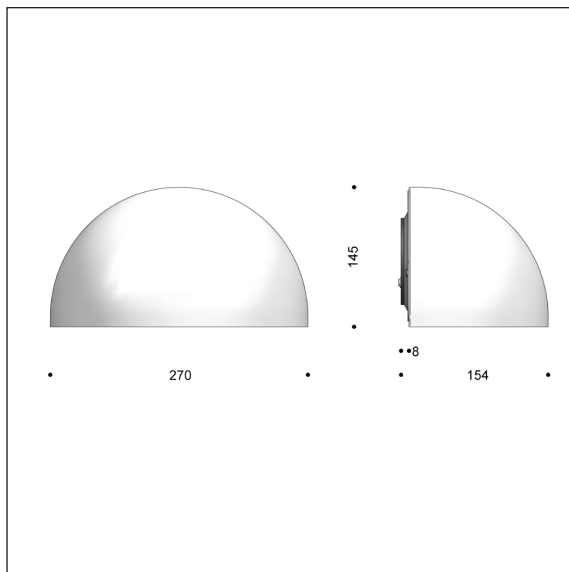
Various types with E27 base, e.g. Philips Core Pro LED, 9 or 15 watts.



**FOCUS-LIGHTING**


# Quarto 270 exterior - LED

Design: Torsten Thorup & Claus Bonderup



## Luminaire specification:

Material:	Galvanised steel, brass, or copper
Coating:	White: RAL 9010 Black: RAL 9005 or Noir 900 SN351F Graphite grey: YW355F Corten brown: YX355F
Screen:	PMMA, opal white
Mounting:	On wall or wall box
Connection:	max 2 cables 2 x 1.5 mm <sup>2</sup> into terminal block, 4 mm <sup>2</sup>
Classification:	IP45, class I, available in class II
Weight:	1.3 kg



## Lamp and driver specification:

LED type:	Bridgelux V8
Energy consumption:	6, 8, or 11 W
Operational life:	min 100,000 hours at ta max 25°C, L90B10
Colour temperature:	2700, 3000, or 4000 Kelvin
Energy eff. class:	F
Colour rendering:	min 90 Ra
Colour accuracy:	3 Steps SDCM
Output ratio:	76 per cent
Driver:	LED driver, 20 W, dimming optional - see below
Operational life:	min 100,000 hours

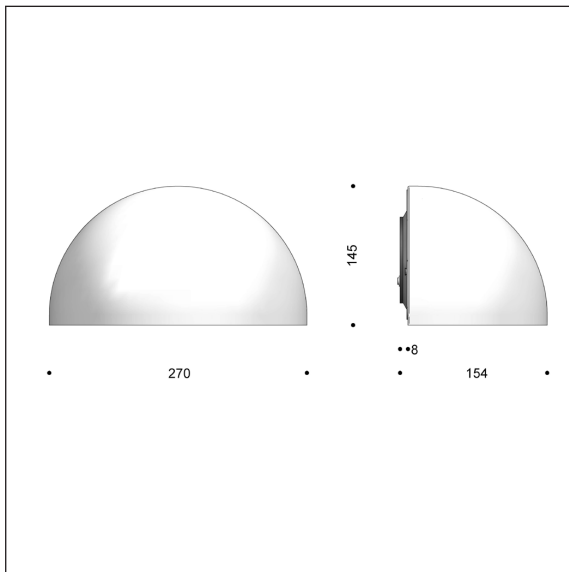
## Product codes:

QUARTO 270 exterior for wall or bollard mounting, LED							
Item No.	Lamp type	Select colour, colour temperature, dimming, etc in the table below.					
6807-	6 W Bridgelux V8, 250 mA						
6803-	8 W Bridgelux V8, 350 mA						
6804-	11 W Bridgelux V8, 500 mA						
Combine with:	Colour	Colour temperature		Dimming		Classification	
	1 white	927	2700 K, 90 Ra	V	1-10 V	empty	class I
	3 black RAL 9005	930	3000 K, 90 Ra	D	DALI	K	class II
	4 graphite grey	940	4000 K, 90 Ra	R	bluetooth sensor		
	6 polished brass						
	8 polished copper						
	9 galvanised						
	17 corten brown						
	66 black noir 900						
Example:	6804-8930K = Quarto 270 exterior, copper, 11 W LED, 3000 K 90 Ra, no dimming, class II						

Find our sales partner in your country under Contacts at [www.focus-lighting.dk](http://www.focus-lighting.dk)

# Quarto 270 exterior - E27

Design: Torsten Thorup & Claus Bonderup



## Luminaire specification:

Material:	Galvanised steel, brass, or copper
Coating:	White: RAL 9010 Black: RAL 9005 or Noir 900 SN351F Graphite grey: YW355F Corten brown: YX355F
Screen:	PMMA, opal white
Mounting:	On wall or wall box
Connection:	max 2 cables 2 x 1.5 mm <sup>2</sup> into terminal block, 4 mm <sup>2</sup>
Classification:	IP45, class I
Weight:	1.1 kg

## QUARTO 270 E27

Lamp type:	max 57 W, max L/Ø: 110/56 mm
Output ratio:	58 per cent For private homes we recommend the LED lamps specified below.

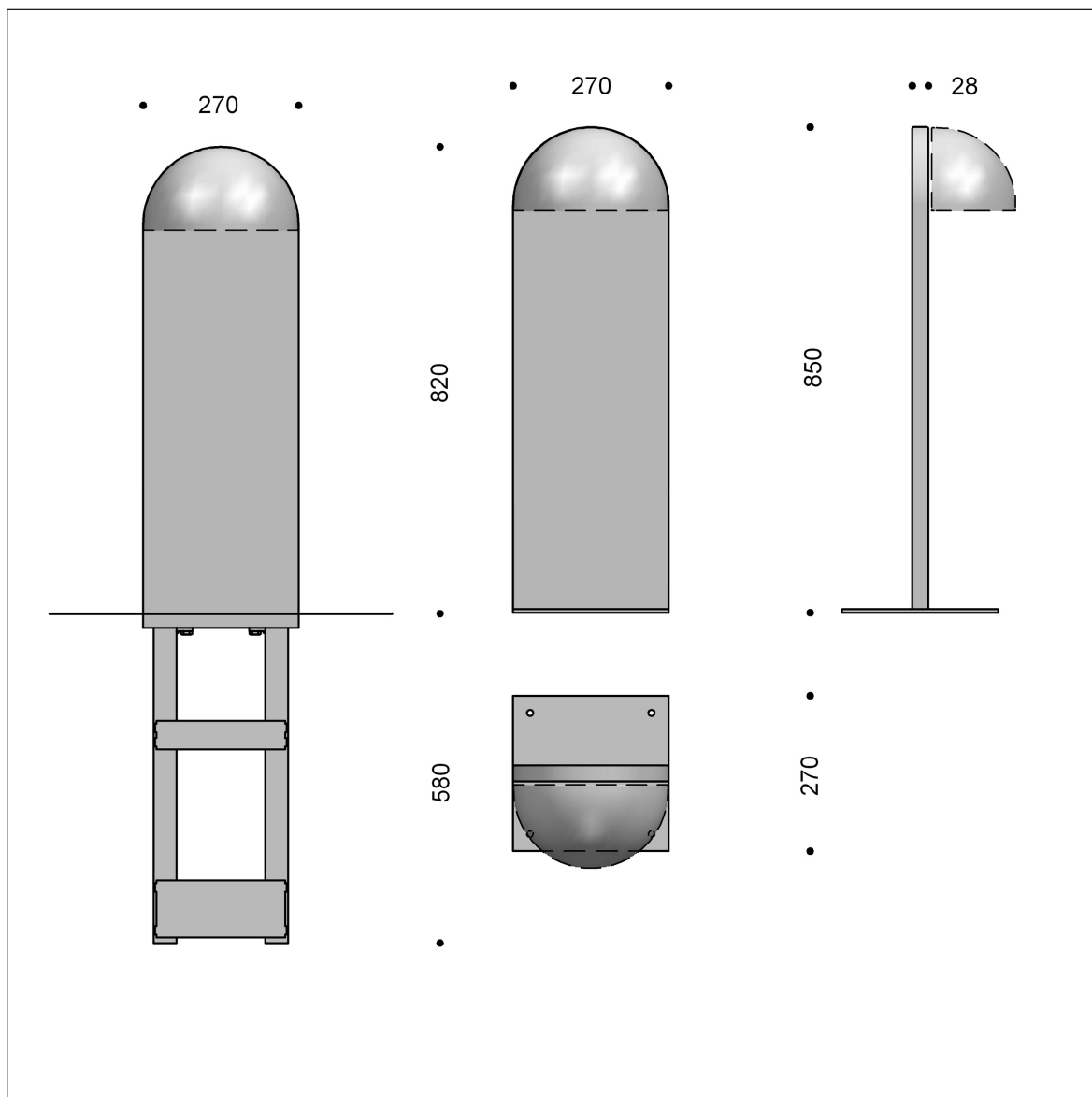
## Product codes:

QUARTO 270 exterior for wall or bollard mounting, E27	
Item No.	E27 variants
6001-	max 57 W, max length 110 mm, max diameter 56 mm
Select colour in the table below.	
Combine with:	Colour
	1 white
	3 black RAL 9005
	4 graphite grey
	6 polished brass
	8 polished copper
	9 galvanised
	17 corten brown
	66 black noir 900
Example:	6001-9 = Quarto 270 exterior, E27, galvanised
Optional	
1100-2	Philips Core Pro LED, 9 W, 2700 K, 80 Ra, 15,000 hours
1100-3	Philips Core Pro LED, 9 W, 3000 K, 80 Ra, 15,000 hours
1100-6	A60 Deco Aurora LED dimmable, 7.5 W, 2700 K, 80 Ra, 20,000 hours

Find our sales partner in your country under Contacts at [www.focus-lighting.dk](http://www.focus-lighting.dk)

# Bollard Q

Design: Focus Lighting



## Specification:

Material: Galvanised steel or copper  
 Mounting: Delivered with rooted base for embedment or flanged base. Leads in the bollard.  
 Connection: In the luminaire  
 Weight: 15-16 kg

## Product codes:

<b>Item No.</b>	<b>Height: 850 mm</b>	Select material below.		
7006-	rooted base			
7007-	flanged base			
<b>Combine with:</b>	<b>Material</b>			
	8 copper			
	9 galvanised			
<b>Example:</b>	7006-9 = Bollard Q rooted base, galvanised			

Find our sales partner in your country under Contacts at [www.focus-lighting.dk](http://www.focus-lighting.dk)

**FOCUS-LIGHTING**